

GENERAL SPECIFICATIONS

| | | |
|-----------------------------|-----------------|----------------|
| • L.O.A*: | 13,45 m | 44'2" |
| • Hull length: | 13,15 m | 43'2" |
| • Overall width: | 3,99 m | 13'1" |
| • Beam: | 3,96 m | 13' |
| • Light displacement (EC): | 10 177 kg | 22,430 lbs |
| • Air draught: | 4,30 m | 14'1" |
| • Draught: | 0,87 m - 1,04 m | 2'10" - 3'5" |
| • Fuel capacity: | 2 x 400 l | 2 x 106 US Gal |
| • Freshwater capacity: | 2 x 200 l | 2 x 53 US Gal |
| • Maximum engine power: | 2 x 370 HP | 2 x 370 HP |
| • Max engine certification: | 2 x 370 HP | 2 x 370 HP |

* (with aft swimming platform)

ARCHITECT / DESIGNERS

- Naval Architect: Beneteau Power Boats
- Interior design: P. Andreani

EC CERTIFICATE

- Category B - 12 persons

STANDARD EQUIPMENT

CONSTRUCTION

HULL

- Technology AirStep
- White hull

Composition:

- Sandwich (Polyester resin - Glass fiber - Balsa core)
- Hull counter moulding laminated in monolithic (Polyester resin - Glass fiber)
- 8 opening portholes (with shades)

DECK

Composition:

- Sandwich (Polyester resin - Glass fiber - Balsa core)
- Deck counter moulding laminated in monolithic (Polyester resin - Glass fiber)

DECK EQUIPMENT

- Polyester radar support
- Navigation lights

MOORING LINES - GROUND TACKLE

- Swivel bow fitting with anchor securing system
- 1000 W Electric windlass (with remote control)
- 2 Forward cleats, 2 central and 4 aft in stainless steel

SAFETY ON DECK

- Half open pulpit in stainless steel with guardrail and hand rail
- 2 Stainless steel handrails on access to catwalk steps
- 2 Handrails (300mm / 12")

DECK

- Forward sun deck: 2,30 x 1,70 m / 7'7" x 5'7"
- PVC Diamante Moonlight Upholstery

COCKPIT

- Natural solid wood cockpit (optional)
- Cockpit unit with sink, grill stand and space for refrigerator (options), Ice maker (Except for Brazil and North America versions)
- Storage
- 6 persons saloon
- Sunbathing bench to the aft cockpit (2 m x 1,30 m / 6'7" x 4'3"). Built-in storage locker
- Natural solid wood cockpit table
- Space for 2 life rafts for 8 persons
- Cockpit shower hose with hot water mixer tap / cold water
- Beaker stands and glove box
- Gate access
- Solid wood sun platform
- Removable stainless steel bathing ladder, sun deck storage locker
- Garage for inflatable 2,50m (8'2") tender and outboard engine
- Electrically-opened, using 2 electric struts
- Service compartment access to starboard + Access from garage back
- PVC Diamante Moonlight outside upholstery

HARD TOP

Headroom: 1,92 m / 6'4"

- Lighting: LED
- Hard top with electric opening

STEERING STATION

- Grey tinted windscreen in, black laquered aluminium uprights
- 2 Windscreen wipers with washers
- Pilot and copilot bench with Bolster function
- Instrument panel with grey paint
- Compass, fuel gauge and tiller angle indicator
- Engine control dials
- Interior socket 12 V for mobile phone

INTERIOR

- in the choice:
 - Piemont oak laminated floors + Alpi walnut woodwork (standard)
 - Milano oak laminated floors + Alpi Light Oak joinery
- Galley, bar, head compartment units: White-lacquered (standard) or cream-lacquered doors (optional)
- Mondo Beige upholstery

SALOON

Headroom: 2,00 m / 6'7"

- Wooden 5-seater benchseat and table matching the joinery
- Position intended for television LED 22" (optional)
- Shelving
- Opening hull porthole in saloon
- Light wells + 2 Blinds (optional)
- 220 V socket

GALLEY

Headroom: 2,00 m / 6'7"

- Kitchen-type layout: Optimum storage space
- 2 stainless steel sinks with mixer taps, 40 L Water heater with 220 V exchanger
- Ceramic hob, 2 burners
- White corian type worktop
- 22 l Micro-wave oven
- 218 l Fridge Freezer
- Bin
- Opening hull porthole
- 2 220 V Sockets

VIP CABIN (FORWARD)

Headroom: 2,00 m / 6'7"

- 1 Double berth (2,00 x 1,50 m / 6'7" x 4'11")
- Marine mattress
- Opening hatch fitted with blind
- 2 Opening hull portholes
- 2 Closets and cubbyholes + Storage space under bed
- Mirror
- 220 V socket
- Ivoire Carpet (standard) or Moka carpet

VIP HEAD COMPARTMENT

Headroom: 2,00 m / 6'7"

- quietflush electric toilet
- Shower separated by PMMA sliding door
- Basin with mixer tap
- Mirror and storage space
- Automatic shower water drainage

OWNER CABIN (AFT)

Headroom: 2,40 m - 1,40 m / 7'10" - 4'7"

- Full width cabin
- Double berth (2,00 x 1,50 m / 6'7" x 4'11")
- Marine mattress
- Padded bedstead
- Wardrobes, Hanger closets, Cubbyholes and storage space
- Spotlight and reading lighting
- 220 V socket
- 2 Panoramic opening porthole-fitted portlights with blinds
- Space for LED 22" screen television (optional)
- Meridian couch to port
- Safe storage starboard
- Ivoire Carpet (standard) or Moka carpet

OWNER HEAD COMPARTMENT

Headroom: 1,97 m / 6'6"

- quietflush electric toilet + Holding tank 120 l / 32 US Gal
- Shower separated with 2 swing doors
- Basin with mixer tap
- Mirror and storage space
- Automatic shower water drainage

ENGINE

Propulsion Stern Drive:

- Volvo 2x D6 370 HP/HP Diesel EVC-E
- Fuel filter with decanter
- Sea water filter
- Air intakes on the deck for engine compartment cooling
- Hot air exhaust through electric ventilator
- Engine room foam soundproofed
- Fire extinguishing system activated from the steering station
- Stainless steel fuel filler
- 2 400 L / 106 US Gal Roto moulded water tanks
- 220v power point in engine compartment

Steering system:

- Hydraulic steering
- 2 Housings with counter rotative propellers
- System Joystick (Trim level Dynamic)

ELECTRICITY

- 8 Batteries 12 V (4 Engine batteries 50 Ah + 4 Service batteries 140 Ah)
- 3 Bilge pumps: 2 Electric pumps - 1 Manual pump
- 2 Extinguishers
- Inverter 12 V / 24 V
- Power distributor
- Battery charger 24 V 60 Ah
- Interior socket 220 V
- 220 V shore power
- Spotlight and reading lighting

PLUMBING

- 2 2 x 200 L / 2 x 53 US Gal Roto moulded water tanks
- Stainless steel water filler
- Water pump for pressurising hot/cold water system
- 40 L / 11 US Gal water heater working off engine exchanger and 220 V

TRIM LEVEL

| | DYNAMIC | AMBITION |
|--|---------|----------|
| Joystick | ■ | ■ |
| Launching ramp + Winch | ■ | ■ |
| PVC Diamante Moonlight forward sun mattress | ■ | ■ |
| Chaise-longue type forward sunbed with adjustable back rest | ■ | ■ |
| 42 L Cockpit refrigerator | ■ | ■ |
| TV LED 22" + DVD player in saloon | | ■ |
| Exterior cockpit grill Kenyon (with flame guard) | | ■ |
| Multifunction screen SIMRAD NSS 12" | | ■ |
| Sensor (+ Depth sounder unit) | | ■ |
| Sonic Hub: Player MP3, Aux., USB, dock ipad - Remote control (x2) + Speakers | | ■ |
| 6 person table setting with dedicated stowage space | | ■ |

OPTIONS

PACKS

PACK ELECTRONIC RAYMARINE

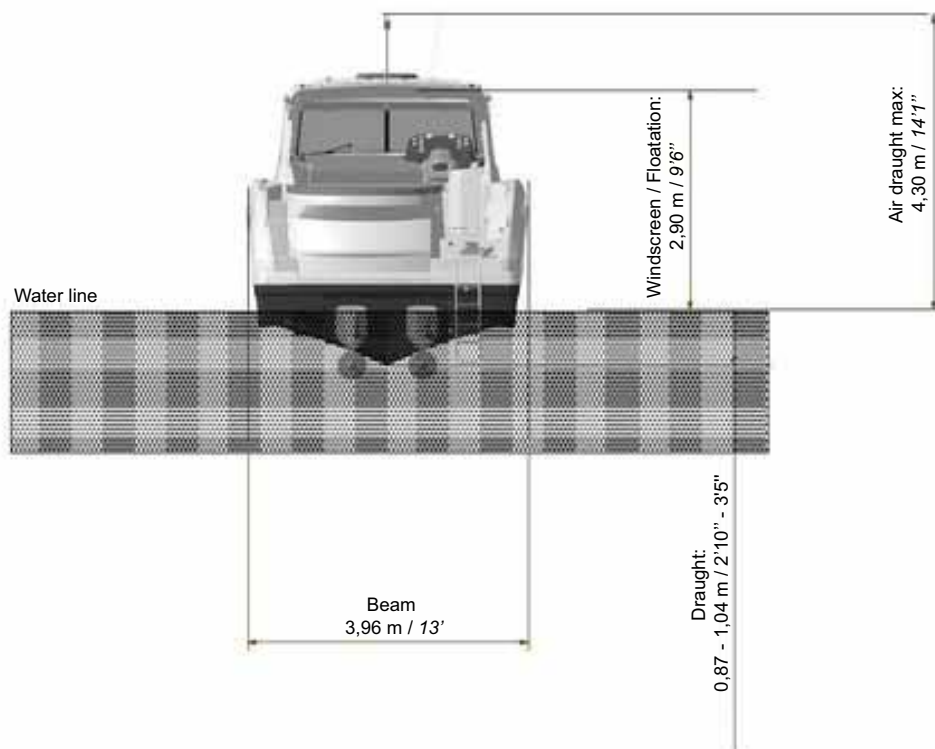
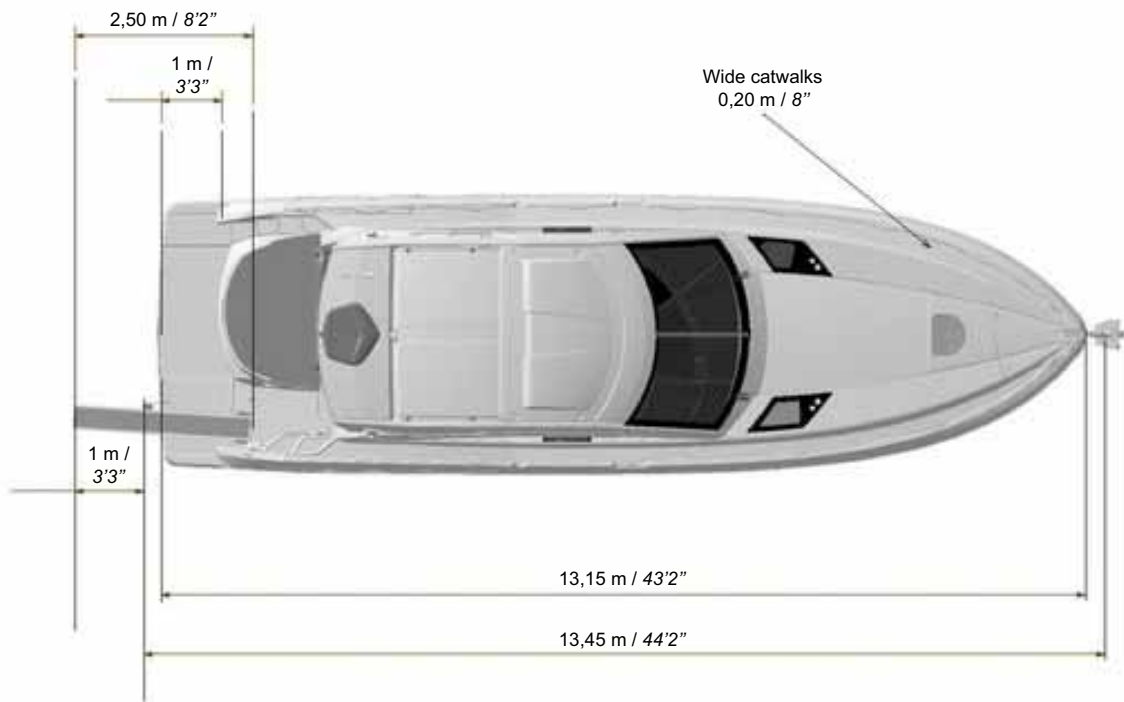
- SIMRAD VHF + AIS transponder
- Broadband 4G Radar
- Fitted Auto pilot
- Wifi connection module for ipad

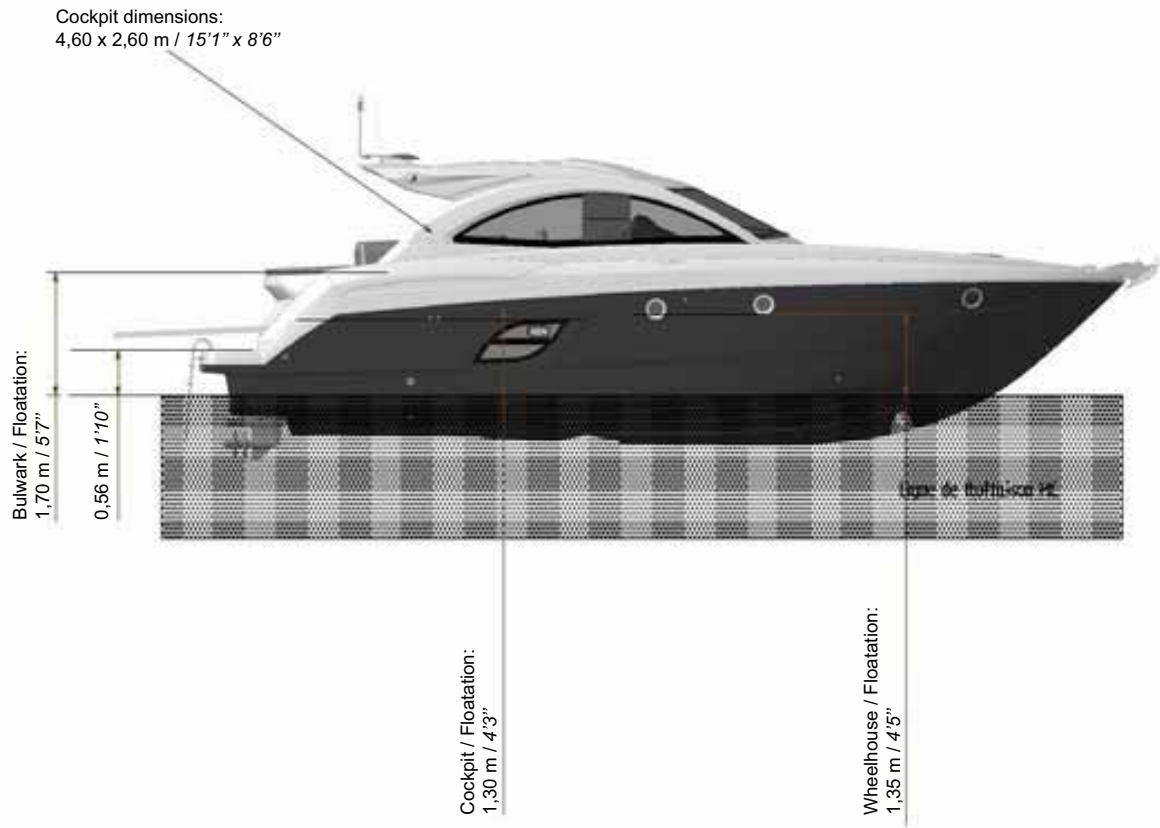
OTHER OPTIONS

- | | |
|--|---|
| <ul style="list-style-type: none"> • Complete mooring kit • Aft cockpit closing Silver • Blinds : in saloon, Galley, 2 head compartments • Integrated hydraulic gangway • Bow thruster • 6 KVA Generator / 50 Hz ONAN (220 V) • Cockpit ice maker • 220v air conditioning - 220 V dedicated shore power - 24 000 BTU (8 000 BTU Forward cabin, 8 000 BTU Aft cabin, 8 000 BTU Saloon) • Forced air heating fuel: Saloon, Cabins, Heads version • Dishwasher - seating 6 persons • TV LED 22" + Cabin DVD/MP3 player forward (Antenna not included) • TV LED 22" + Cabin DVD/MP3 player (Antenna not included) • BOSE speakers in saloon + Owner cabin + Cockpit | <ul style="list-style-type: none"> • Natural solid wood cockpit • Burgundy and white hull • Grey blue and white hull • Ivoire carpet saloon • Moka carpet saloon • Lathed bed bases in all cabins • Accent Grey Saloon upholstery • Mondo Moka Saloon upholstery • Codone Lagoon Saloon upholstery • PVC Mediterraneo Old White saloon cushions • Saloon upholstery Leather • Saloon upholstery Ultraleather • Exterior cushions PVC Woven Beige • Fresh water shore supply • Electric grill on swim • Sunworker white exterior windscreen curtains • 220v air conditioning 16 000 BTU Cockpit |
|--|---|



America/Export: Please note that electric power and appliances may be different and/ or not offered on standard or on option. They would be adapted locally by your dealer.





Some rough indicative surfaces:

Saloon + Wheelhouse + Cockpit = 11,96 m² / 129 ft²
 Lower galley + Saloon = 7,70 m² / 83 ft²
 Owner cabin = 8,40 m² / 90 ft²
 Forward cabin = 6,50 m² / 70 ft²



